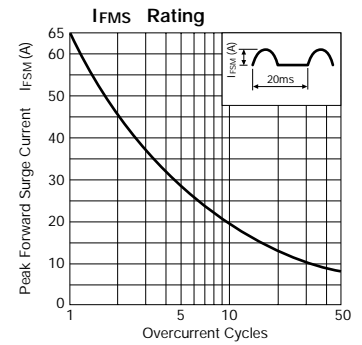
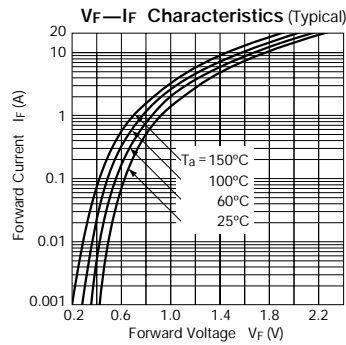
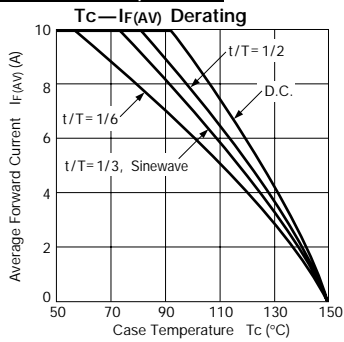


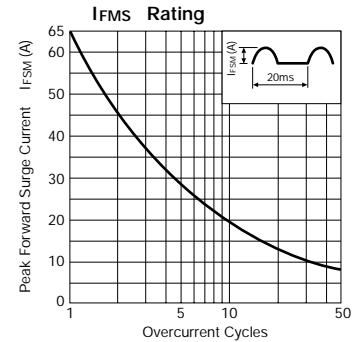
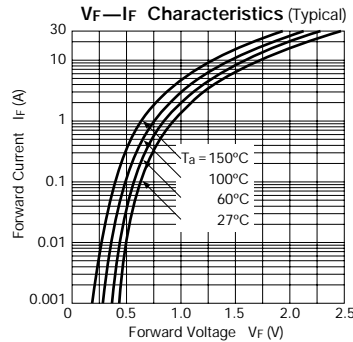
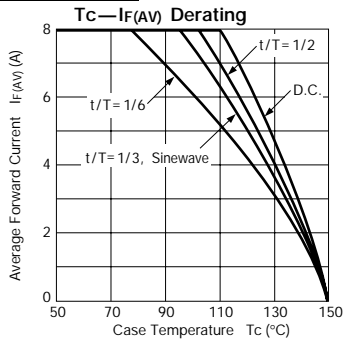
# Ultra-Fast-Recovery Rectifier Diodes

Parameter Type No.	Absolute Maximum Ratings					Electrical Characteristics (Ta=25°C)							Others				
	V <sub>RM</sub> (V)	I <sub>F(AV)</sub> (A) With Heatsink	I <sub>FSM</sub> (A) 50Hz Half-cycle Sinewave Single Shot	T <sub>J</sub> (°C)	T <sub>stg</sub> (°C)	V <sub>F</sub> (V) max per element	I <sub>F</sub> (A)	I <sub>R</sub> (mA) V <sub>R</sub> =V <sub>RM</sub> max per element	I <sub>R(H)</sub> (mA) V <sub>R</sub> =V <sub>RM</sub> , Ta=100°C max per element	t <sub>rr</sub> ① (ns) I <sub>F</sub> /I <sub>RP</sub> (mA)	t <sub>rr</sub> ② (ns) I <sub>F</sub> /I <sub>RP</sub> (mA)	R <sub>th(j-c)</sub> (°C/W)	Mass (g)	Fig.			
FMG-22S/R	200	10.0	65	-40 to +150		1.8	5.0	0.5	2.5	100	100/100	50	100/200	4.0	2.1	Ⓐ	
FMG-23S/R	300					2.0											
FMG-24S/R	400					2.2											3.0
FMG-26S/R	600	6.0	50														

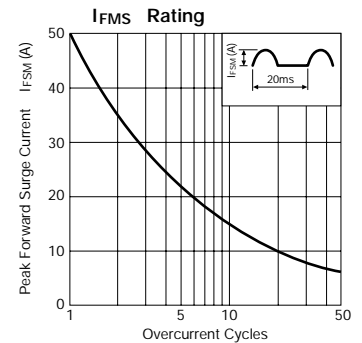
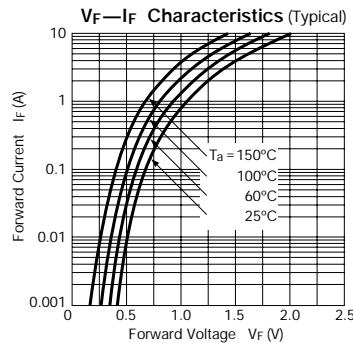
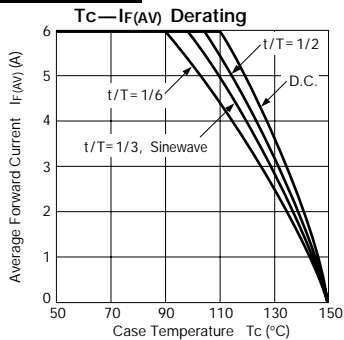
## FMG-22S/R, 23S/R



## FMG-24S/R



## FMG-26S/R



## External Dimensions

(Unit: mm) (Full-mold)

Flammability:  
UL94V-0 or Equivalent

