

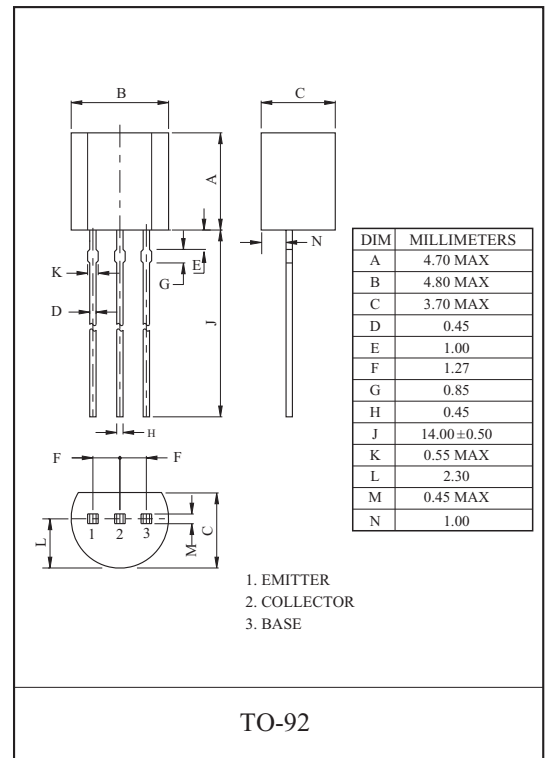
GENERAL PURPOSE APPLICATION.
SWITCHING APPLICATION.

FEATURES

- Excellent h_{FE} Linearity
 - : $h_{FE}(2)=100(\text{Typ.})$ at $V_{CE}=6V, I_C=150mA$
 - : $h_{FE}(I_C=0.1mA)/h_{FE}(I_C=2mA)=0.95(\text{Typ.})$.
- Low Noise : $NF=1dB(\text{Typ.})$. at $f=1kHz$.
- Complementary to KTA1266.

MAXIMUM RATING (Ta=25 °C)

CHARACTERISTIC	SYMBOL	RATING	UNIT
Collector-Base Voltage	V_{CBO}	60	V
Collector-Emitter Voltage	V_{CEO}	50	V
Emitter-Base Voltage	V_{EBO}	5	V
Collector Current	I_C	150	mA
Base Current	I_B	50	mA
Collector Power Dissipation	P_C	625	mW
Junction Temperature	T_j	150	°C
Storage Temperature Range	T_{stg}	-55 ~ 150	°C

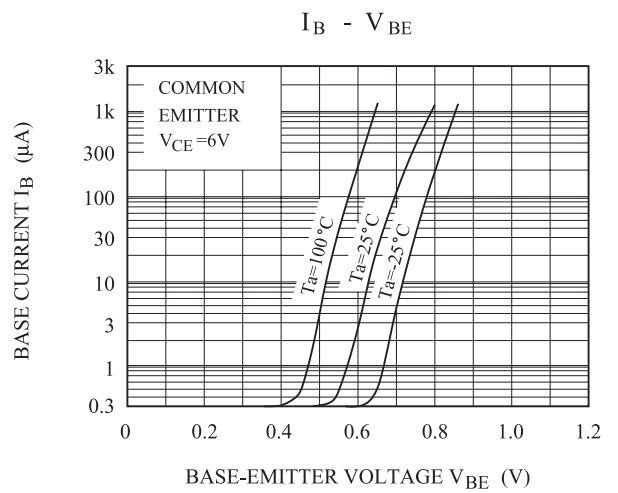
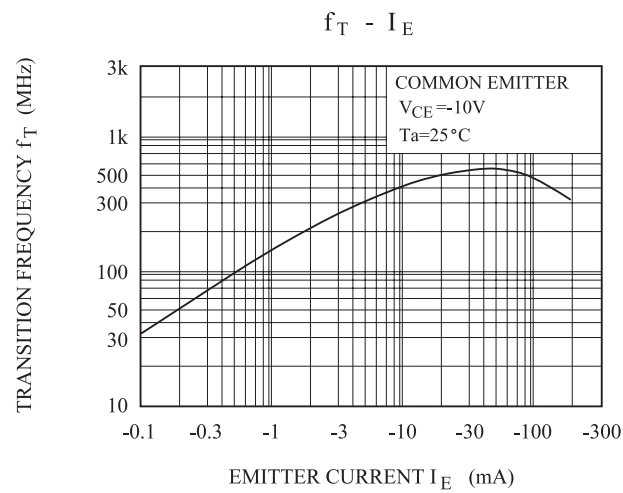
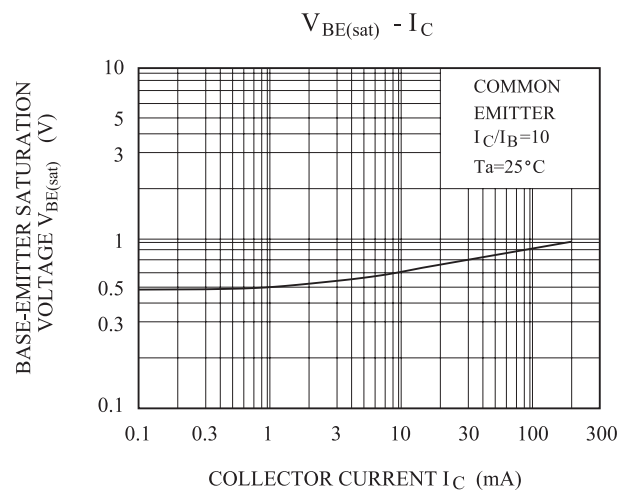
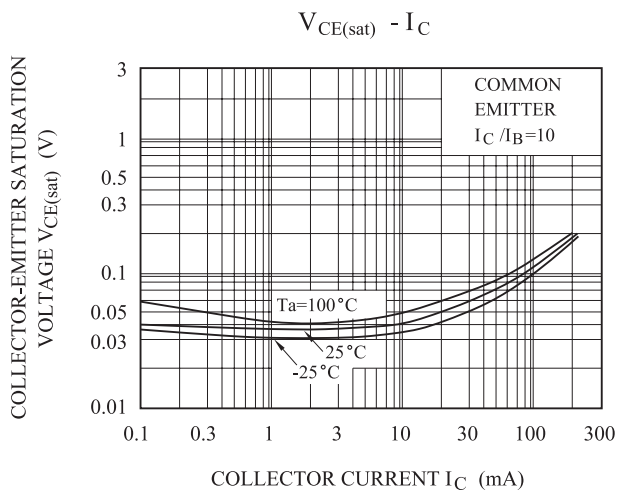
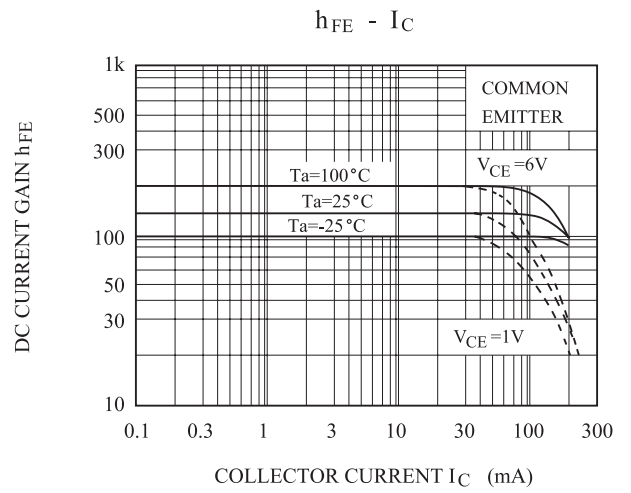
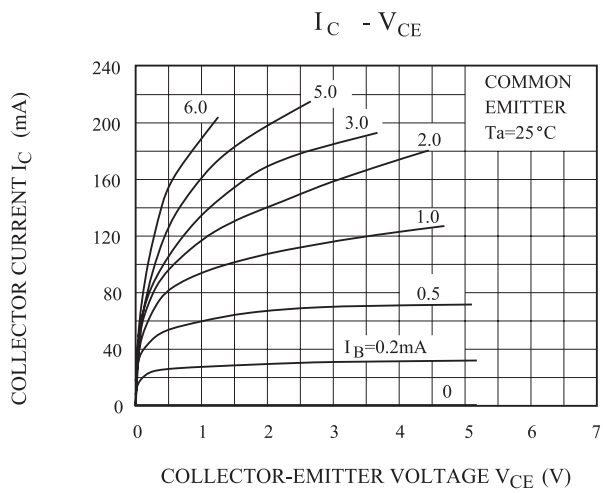


ELECTRICAL CHARACTERISTICS (Ta=25 °C)

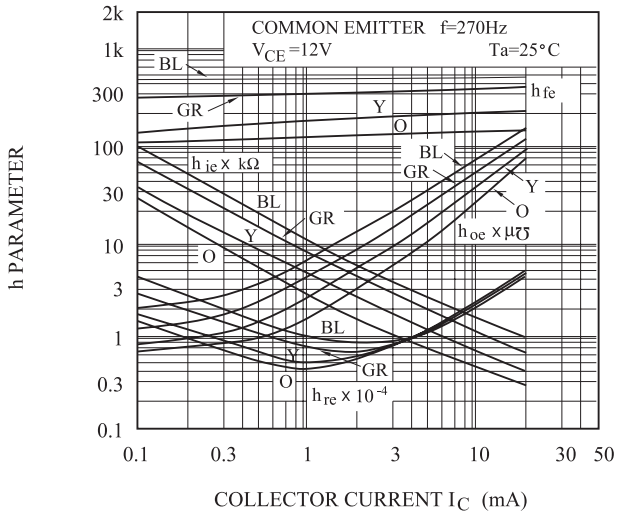
CHARACTERISTIC	SYMBOL	TEST CONDITION	MIN.	TYP.	MAX.	UNIT
Collector Cut-off Current	I_{CBO}	$V_{CB}=60V, I_E=0$	-	-	0.1	μA
Emitter Cut-off Current	I_{EBO}	$V_{EB}=5V, I_C=0$	-	-	0.1	μA
DC Current Gain	$h_{FE}(1)$ (Note)	$V_{CE}=6V, I_C=2mA$	70	-	700	
	$h_{FE}(2)$	$V_{CE}=6V, I_C=150mA$	25	100	-	
Collector-Emitter Saturation Voltage	$V_{CE(sat)}$	$I_C=100mA, I_B=10mA$	-	0.1	0.25	V
Base-Emitter Saturation Voltage	$V_{BE(sat)}$	$I_C=100mA, I_B=10mA$	-	-	1.0	V
Transition Frequency	f_T	$V_{CE}=10V, I_C=1mA$	80	-	-	MHz
Collector Output Capacitance	C_{ob}	$V_{CB}=10V, I_E=0, f=1MHz$	-	2.0	3.5	pF
Base Intrinsic Resistance	$r_{bb'}$	$V_{CB}=10V, I_E=1mA, f=30MHz$	-	50	-	Ω
Noise Figure	NF	$V_{CE}=6V, I_C=0.1mA, R_g=10k \Omega, f=1kHz$	-	1.0	10	dB

Note : $h_{FE}(1)$ Classification O:70~140, Y:120~240, GR:200~400, BL:300~700

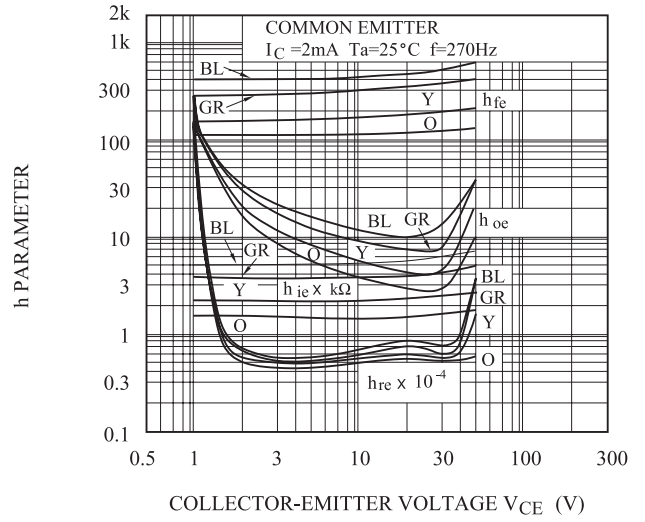
KTC3198



h PARAMETER - I_C



h PARAMETER - V_{CE}



$P_c - T_a$

