

2A, 50V - 800V High Efficient Rectifiers

FEATURES

- High efficiency, Low VF
- High current capability
- High reliability
- High surge current capability
- Compliant to RoHS Directive 2011/65/EU and in accordance to WEEE 2002/96/EC
- Halogen-free according to IEC 61249-2-21



DO-204AC (DO-15)

MECHANICAL DATA

Case: DO-204AC (DO-15)

Molding compound, UL flammability classification rating 94V-0

Packing code with suffix "G" means green compound (halogen-free)

Terminal: Pure tin plated leads, solderable per JESD22-B102

Meet JESD 201 class 1A whisker test

Weight: 0.4g (approximately)

MAXIMUM RATINGS AND ELECTRICAL CHARACTERISTICS (T _A =25°C unless otherwise noted)									
PARAMETER	SYMBOL	HER 201	HER 202	HER 203	HER 204	HER 205	HER 206	HER 207	UNIT
Maximum repetitive peak reverse voltage	V _{RRM}	50	100	200	300	400	600	800	V
Maximum RMS voltage	V _{RMS}	35	70	140	210	280	420	560	V
Maximum DC blocking voltage	V _{DC}	50	100	200	300	400	600	800	V
Maximum average forward rectified current	I _{F(AV)}	2							A
Peak forward surge current, 8.3 ms single half sine-wave superimposed on rated load	I _{FSM}	60							A
Maximum instantaneous forward voltage (Note 1) @ 2 A	V _F	1.0			1.3		1.7		V
Maximum reverse current @ rated V _R	I _R	5 150							μA
Maximum reverse recovery time (Note 2)	t _{rr}	50					75		ns
Typical junction capacitance (Note 3)	C _J	50					35		pF
Typical thermal resistance	R _{θJC} R _{θJA}	8 60							°C/W
Operating junction temperature range	T _J	- 55 to +150							°C
Storage temperature range	T _{STG}	- 55 to +150							°C

Note 1: Pulse test with PW=300 μs, 1% duty cycle

Note 2: Reverse Recovery Test Conditions: I_F=0.5A, I_R=1.0A, I_{RR}=0.25A

Note 3: Measured at 1 MHz and Applied Reverse Voltage of 4.0V DC

ORDERING INFORMATION				
PART NO.	PACKING CODE	PACKING CODE SUFFIX (*)	PACKAGE	PACKING
HER20x (Note 1)	A0	G	DO-15	1,500 / Ammo box
	R0		DO-15	3,500 / 13" Paper reel
	B0		DO-15	1,000 / Bulk packing

Note 1: "x" defines voltage from 50V (HER201) to 1000V (HER207)

*: Optional available

EXAMPLE				
PREFERRED P/N	PART NO.	PACKING CODE	PACKING CODE SUFFIX	DESCRIPTION
HER207 A0G	HER207	A0	G	Green compound

RATINGS AND CHARACTERISTICS CURVES

(T_A=25°C unless otherwise noted)

FIG. 1 MAXIMUM FORWARD CURRENT DERATING CURVE

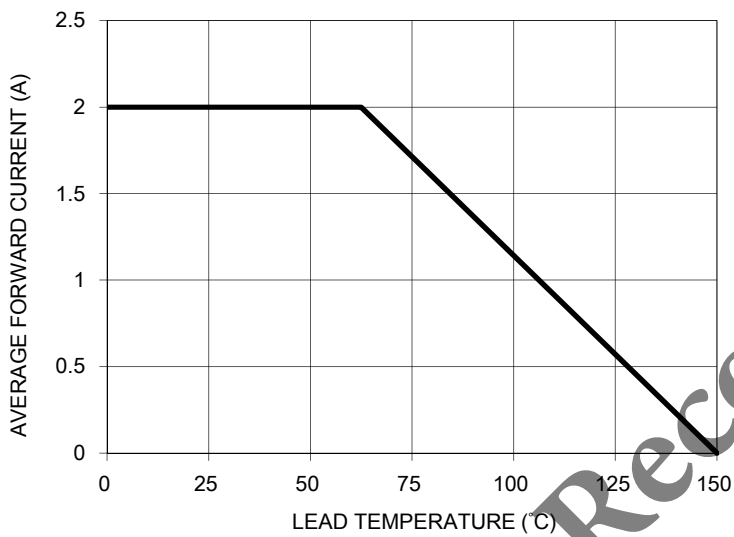


FIG. 2 TYPICAL REVERSE CHARACTERISTICS

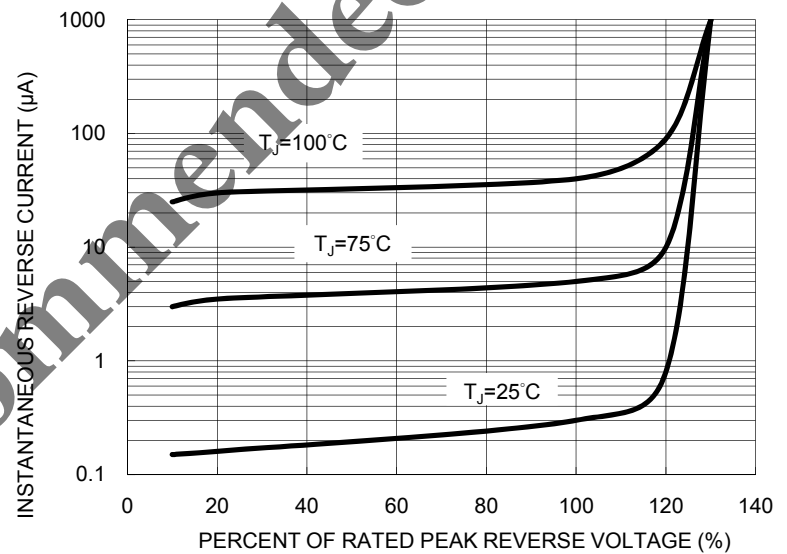


FIG. 3 MAXIMUM NON-REPETITIVE FORWARD SURGE CURRENT

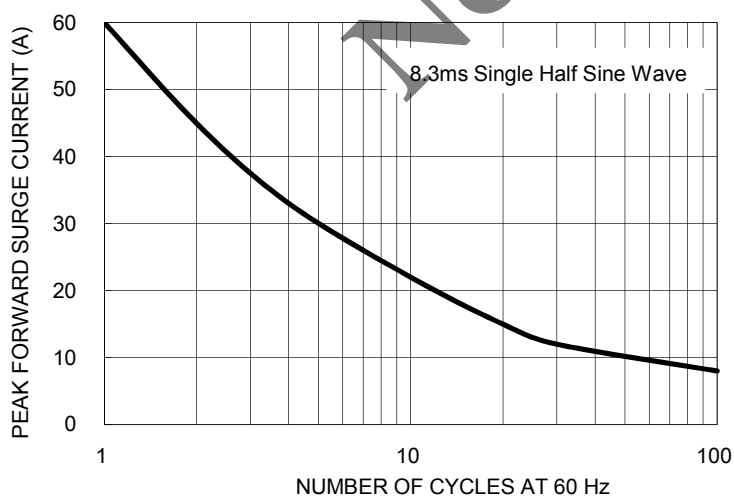


FIG. 4 TYPICAL JUNCTION CAPACITANCE

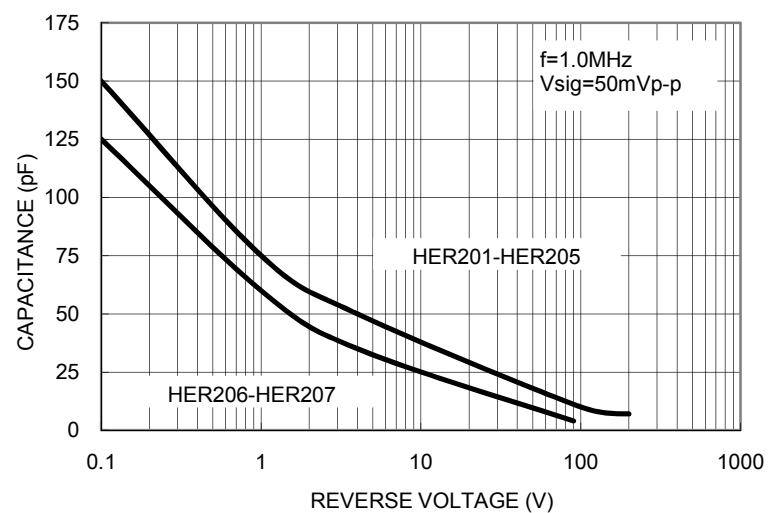


FIG. 5 TYPICAL FORWARD CHARACTERISTICS

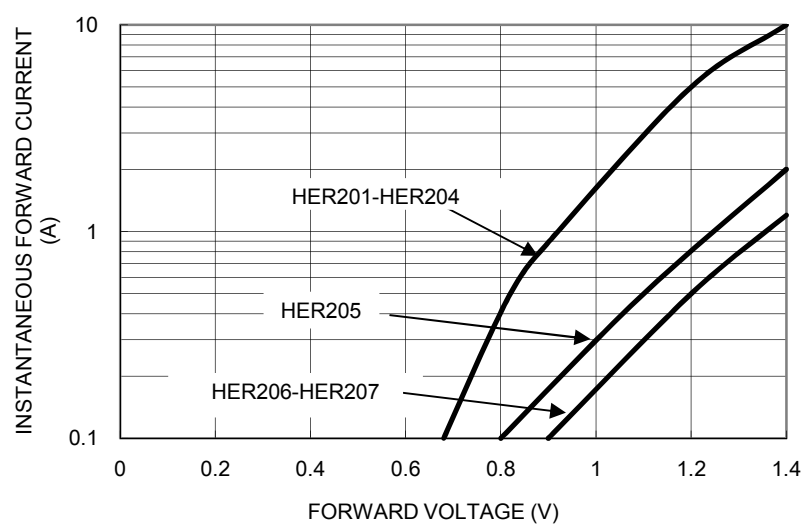
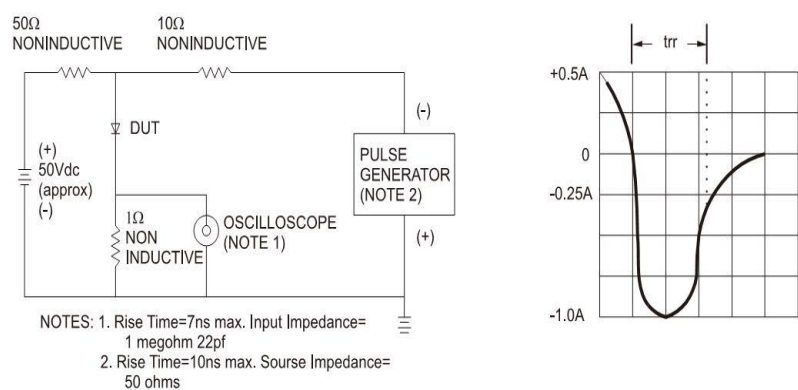
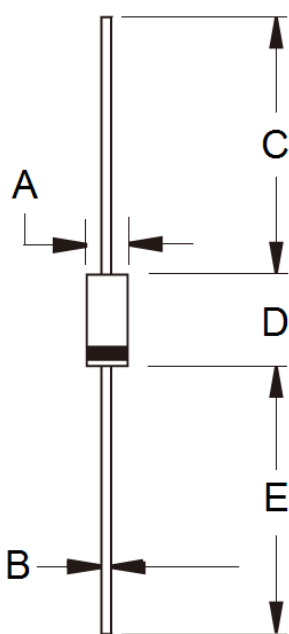


FIG.6- REVERSE RECOVERY TIME CHARACTERISTIC AND TEST CIRCUIT DIAGRAM

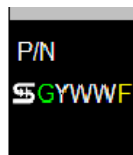


PACKAGE OUTLINE DIMENSIONS



DIM.	Unit (mm)		Unit (inch)	
	Min	Max	Min	Max
A	2.60	3.60	0.102	0.142
B	0.70	0.90	0.028	0.035
C	25.40	-	1.000	-
D	5.80	7.60	0.228	0.299
E	25.40	-	1.000	-

MARKING DIAGRAM



P/N = Specific Device Code
G = Green Compound
YWW = Date Code
F = Factory Code

Not Recommended

Notice

Specifications of the products displayed herein are subject to change without notice. TSC or anyone on its behalf, assumes no responsibility or liability for any errors or inaccuracies.

Information contained herein is intended to provide a product description only. No license, express or implied, to any intellectual property rights is granted by this document. Except as provided in TSC's terms and conditions of sale for such products, TSC assumes no liability whatsoever, and disclaims any express or implied warranty, relating to sale and/or use of TSC products including liability or warranties relating to fitness for a particular purpose, merchantability, or infringement of any patent, copyright, or other intellectual property right.

The products shown herein are not designed for use in medical, life-saving, or life-sustaining applications. Customers using or selling these products for use in such applications do so at their own risk and agree to fully indemnify TSC for any damages resulting from such improper use or sale.

Mouser Electronics

Authorized Distributor

Click to View Pricing, Inventory, Delivery & Lifecycle Information:

Taiwan Semiconductor:

[HER201](#) [HER202](#) [HER203](#) [HER204](#) [HER205](#) [HER206](#) [HER207](#) [HER208](#) [HER206 R0](#) [HER204 R0G](#) [HER202 R0](#) [HER203 R0](#) [HER201 R0](#) [HER205 R0G](#) [HER206 R0G](#) [HER207 R0G](#) [HER202 R0G](#) [HER204 R0](#) [HER207 R0](#) [HER205 R0](#) [HER201 R0G](#) [HER203 R0G](#)