


## endured pulse power flat chip resistors (ultra precision grade)



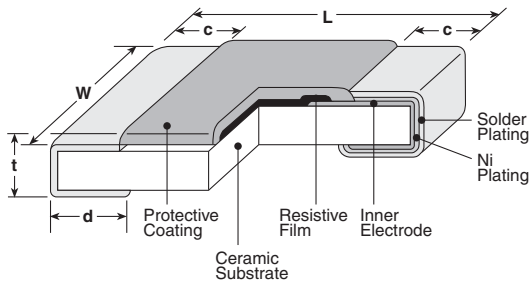
**NEW**



### features

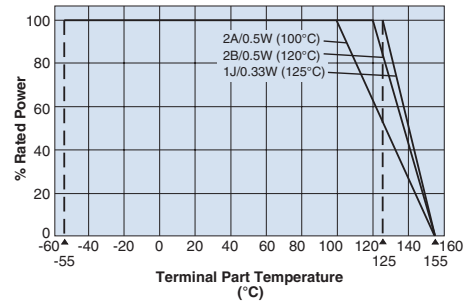
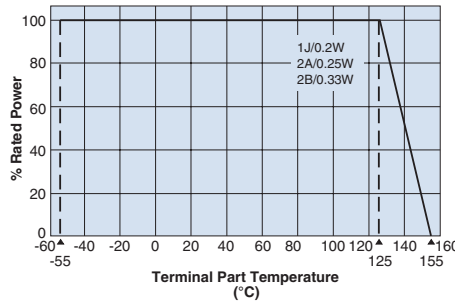
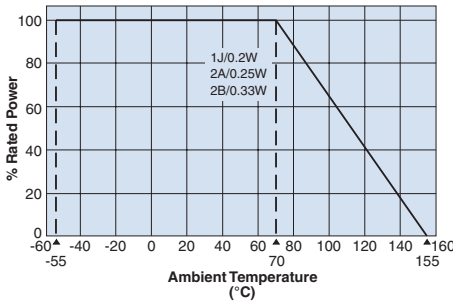
- Superior to RK73 series chip resistors in pulse withstanding voltage and high power
- High precision resistor with T.C.R.  $\pm 50 \times 10^{-6}/K$  and tolerance  $\pm 0.25\%$ ,  $\pm 0.5\%$
- Suitable for both reflow and flow solderings
- Products with lead-free terminations meet EU RoHS requirements. EU RoHS regulation is not intended for Pb-glass contained in electrode, resistor element and glass.
- AEC-Q200 Qualified

### dimensions and construction



Type (Inch Size Code)	Dimensions inches (mm)				
	L	W	c	d	t
<b>SG73G1J (0603)</b>	.063±.008 (1.6±0.2)	.031±.004 (0.8±0.1)	.012±.004 (0.3±0.1)	.012±.004 (0.3±0.1)	.018±.004 (0.45±0.1)
<b>SG73G2A (0805)</b>	.079±.008 (2.0±0.2)	.049±.004 (1.25±0.1)	.012 <sup>+0.008</sup> <sub>-.004</sub> (0.3 <sup>+0.2</sup> <sub>-.1</sub> )	.012 <sup>+0.008</sup> <sub>-.004</sub> (0.3 <sup>+0.2</sup> <sub>-.1</sub> )	.02±.004 (0.5±0.1)
<b>SG73G2B (1206)</b>	.126±.008 (3.2±0.2)	.063±.008 (1.6±0.2)	.016 <sup>+0.008</sup> <sub>-.004</sub> (0.4 <sup>+0.2</sup> <sub>-.1</sub> )	.016 <sup>+0.008</sup> <sub>-.004</sub> (0.4 <sup>+0.2</sup> <sub>-.1</sub> )	.024±.004 (0.6±0.1)

### Derating Curve



For resistors operated at an ambient temperature of 70°C or above, a power rating shall be derated in accordance with the derating curve.

For resistors operated at a terminal part temperature of described for each size or above, a power rating shall be derated in accordance with the derating curve. Please refer to "Introduction of the derating curve based on the terminal part temperature" in the beginning of our catalog before use. \*1 If you want to use the rated power of \*1, please use the derating curve based on the terminal part temperature on the right hand side.

### ordering information

<b>SG73G</b>	<b>2A</b>	<b>T</b>	<b>TD</b>	<b>1002</b>	<b>D</b>
<b>Type</b>	<b>Power Rating</b>	<b>Termination Material</b>	<b>Packaging</b>	<b>Nominal Resistance</b>	<b>Tolerance</b>
SG73G	1J: 0.33W 2A: 0.5W 2B: 0.5W	T: Sn	TP: 2mm pitch punch paper TD: 4mm pitch punched paper TE: 4mm pitch embossed plastic For further information on packaging, please refer to Appendix A	D: 3 significant figures + 1 multiplier "R" indicates decimal on value <100Ω	C: ±0.25% D: ±0.5%

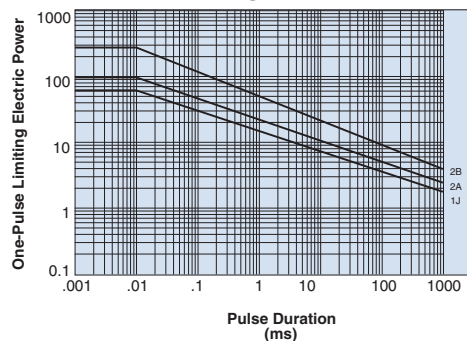
## applications and ratings

Part Designation	Power Rating @ 70°C	Rated Ambient Temp.	Rated Terminal Part Temp.	T.C.R. (ppm/°C) Max.	Resistance Range (Ω) C±0.25%, D±0.5% E-24/E-96	Absolute Maximum Working Voltage	Absolute Maximum Overload Voltage	Operating Temp. Range
SG73G1J (0603)	0.2W	70°C	125°C	±50	10 - 1M	150V	200V	-55°C to +155°C
	0.33W*1	—	125°C					
SG73G2A (0805)	0.25W	70°C	125°C	±50	10 - 1M	200V	400V	
	0.5W*1	—	100°C					
SG73G2B (1206)	0.33W	70°C	125°C	±50	10 - 1M	200V	400V	
	0.5W*1	—	120°C					

Parentheses indicate EIA package size codes. Rated voltage =  $\sqrt{\text{Power rating} \times \text{resistance value}}$  or max. working voltage, whichever is lower. If any questions should arise whether to use the "Rated Ambient Temperature" or the "Rated Terminal Part Temperature," please give priority to the "Rated Terminal Part Temperature." Prior to use and for more details refer to "Introduction of the derating curves on the terminal part temperature" in the beginning of the catalog. \*1 If you want to use the rated power of \*1, please use the derating curve based on the terminal part temperature on the previous page.

## environmental applications

### One-Pulse Limiting Electric Power



The maximum applicable voltage is equal to the max. overload voltage. Please contact factory for resistance characteristics of continuous applied pulse.

## Performance Characteristics

Parameter	Requirement $\Delta R \pm(\%+0.1\Omega)$		Test Method
	Limit	Typical	
Resistance	Within specified tolerance	—	25°C
T.C.R.	Within specified T.C.R.	—	+25°C/-55°C and +25°C/+125°C
Overload (Short time)	±2%	±0.5%	Rated Voltage x 2.5 for 5 seconds (2A: 0.5W rated power x 2 for 5 seconds)
Resistance to Solder Heat	±1%	±0.75%	260°C ± 5°C, 10 seconds ± 1 second
Rapid Change of Temperature	±0.5%	±0.3%	-55°C (30 minutes), +125°C (30 minutes), 100 cycles
Moisture Resistance	±2%	±0.75%	40°C ± 2°C, 90%~95%RH, 1000 hours; 1.5 hr ON, 0.5 hr OFF cycle
Endurance at 70°C	±2%	±0.75%	70°C ± 2°C, 1000 hours, 1.5 hr ON, 0.5 hr OFF cycle
High Temperature Exposure	±1%	±0.3%	+155°C, 1000 hours

Additional environmental applications can also be found at [www.koaspeer.com](http://www.koaspeer.com)

# Mouser Electronics

Authorized Distributor

Click to View Pricing, Inventory, Delivery & Lifecycle Information:

## KOA Speer:

[SG73G2ATTD1601C](#) [SG73G2ATTD1601D](#) [SG73G2ATTD1803C](#) [SG73G2ATTD1803D](#) [SG73G2ATTD18R0C](#)  
[SG73G2ATTD2201D](#) [SG73G2ATTD2700D](#) [SG73G2ATTD2701D](#) [SG73G2ATTD30R0D](#) [SG73G2ATTD3602C](#)  
[SG73G2ATTD3602D](#) [SG73G2ATTD4300D](#) [SG73G2ATTD47R0D](#) [SG73G2ATTD5602D](#) [SG73G2ATTD5603D](#)  
[SG73G2ATTD7503D](#) [SG73G2BTDD1100D](#) [SG73G2BTDD1203C](#) [SG73G2BTDD1501C](#) [SG73G2BTDD1501D](#)  
[SG73G2BTDD1502C](#) [SG73G2BTDD1502D](#) [SG73G2BTDD2003D](#) [SG73G2BTDD20R0C](#) [SG73G2BTDD2402C](#)  
[SG73G2BTDD2402D](#) [SG73G2BTDD27R0D](#) [SG73G2BTDD3000D](#) [SG73G2ATTD39R0D](#) [SG73G2ATTD4303C](#)  
[SG73G2ATTD56R0C](#) [SG73G2ATTD6803C](#) [SG73G2ATTD7502D](#) [SG73G2ATTD82R0D](#) [SG73G2ATTD9100D](#)  
[SG73G2BTDD1102C](#) [SG73G2BTDD1301C](#) [SG73G2BTDD1500D](#) [SG73G2BTDD1803C](#) [SG73G2BTDD22R0D](#)  
[SG73G2BTDD2400D](#) [SG73G2BTDD3003C](#) [SG73G2BTDD3300D](#) [SG73G2BTDD3301D](#) [SG73G2BTDD3600C](#)  
[SG73G2BTDD3601C](#) [SG73G2BTDD3900D](#) [SG73G2BTDD3903C](#) [SG73G2BTDD4702C](#) [SG73G2BTDD6200D](#)  
[SG73G2BTDD6203C](#) [SG73G2BTDD7502C](#) [SG73G2BTDD8200D](#) [SG73G2BTDD9100C](#) [SG73G2BTDD91R0D](#)  
[SG73G2ATTD4303D](#) [SG73G2ATTD4702C](#) [SG73G2ATTD4703C](#) [SG73G2ATTD5101D](#) [SG73G2ATTD6203C](#)  
[SG73G2ATTD62R0C](#) [SG73G2ATTD7503C](#) [SG73G2ATTD91R0D](#) [SG73G2BTDD1003C](#) [SG73G2BTDD1102D](#)  
[SG73G2BTDD1202C](#) [SG73G2BTDD15R0D](#) [SG73G2BTDD1603C](#) [SG73G2BTDD1801D](#) [SG73G2BTDD1802D](#)  
[SG73G2BTDD2001C](#) [SG73G2BTDD27R0C](#) [SG73G2BTDD3301C](#) [SG73G2BTDD33R0D](#) [SG73G2BTDD36R0C](#)  
[SG73G2BTDD39R0D](#) [SG73G2BTDD43R0C](#) [SG73G2BTDD56R0C](#) [SG73G2BTDD6200C](#) [SG73G2BTDD68R0C](#)  
[SG73G2BTDD7501D](#) [SG73G2BTDD8201C](#) [SG73G2BTDD2401D](#) [SG73G2BTDD3000C](#) [SG73G2BTDD3303D](#)  
[SG73G2BTDD33R0C](#) [SG73G2BTDD3901D](#) [SG73G2BTDD43R0D](#) [SG73G2BTDD4700D](#) [SG73G2BTDD5102D](#)  
[SG73G2ATTD68R0C](#) [SG73G2ATTD8201C](#) [SG73G2ATTD8202C](#) [SG73G2ATTD9101D](#) [SG73G2BTDD1000C](#)  
[SG73G2BTDD1003D](#) [SG73G2BTDD1004D](#) [SG73G2BTDD1101C](#) [SG73G2ATTD51R0D](#) [SG73G2ATTD62R0D](#)